

# SILK GLAMOR GLOW



## Product Attributes

12 years warranty



Water Repellent

Flexible enough to cover hair-line cracks



High Opacity

High Coverage



Low Smell

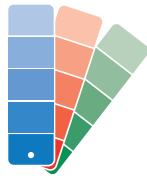
## Product Description

Silk Glamor Glow Emulsion is a super luxury interior wall paint that transforms your walls with fresh, rich, and shiny look. It is formulated with specially formulated acrylic emulsions, which retain the fresh, glossy new look for longer. It is a low-VOC product.

## Recommended Use

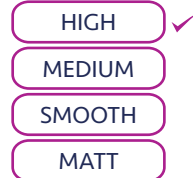
Plastered surfaces, concrete walls, fiberboards, asbestos, gypsum boards and false ceilings.

### Colour Range



Over 2,000 shades

### Finish



Super Luxury Ultra-Smooth Finish

### Toxicity



Less than 50 gm/lit

## Coverage



140 -150 sqft/lit/2 coats, under ideal test conditions.

(Coverage may depend on factors like surface conditions, surface preparation, application skill, weather conditions, dilution etc.)

## Recommended Undercoats

**Primer:** Seal-O-Prime

**Putty:** For wall/ plastered surfaces – Home Shield Waterproof Putty

### Gloss Level



60° = 30-40 (depending on shade, measured as per standard test method)

### Anti - fungal



Resists growth of algae, fungus and moulds

### Drying Time



**SD:** 15-25 min at 60% RH, 25°C  
**HD:** 6-8 hours

### Dilution Ratio



30-35% by volume (Deep shades from N2 base to be applied without dilution)

### Application Method



Brush/ Roller/ Spray

### Recommended Thinner



Potable water

# SILK GLAMOR GLOW



## Available Packs Sizes:

1 ltr.

4 ltr.

10 ltr.

20 ltr.

### ColorBank

Pack of 1, 4, 10 & 20L

### Bases

W1, N2, P0, Yellow & Red



**Fire Hazard Class**  
Non- flammable



**Pot Life of Thinned Material**  
Overnight

## Surface Preparation



For fresh/ new surfaces, ensure the surface is clean and dry and free from all loose particles, chalk, grease, fungus and algae. Sand the surface with Emery Paper No. 80 and wipe clean.




Cover fine cracks with putty, large cracks may need cement work. Allow sufficient time for the putty / cement to dry.



Apply the first coat of primer and allow it to dry for 6 - 8 hours.



Smoothen the surface by applying thin coats of putty to fill in all the dents. Allow the putty to dry overnight.



Sand the surface with Emery Paper No. 100 and wipe clean. Apply the second coat of primer and allow it to dry for 6 - 8 hours. Sand the surface with Emery Paper No. 220 and wipe clean.

**For Previously Painted Surfaces:** Strip the old paint as far as possible. Roughen the unremoved portion with no 180 or no 220 emery paper. Remove all loosely adhering particles or dust.

## Directions for Application

For topcoat, dilute the paint as per the recommended dilution ratio. Apply the first finishing coat with brush or roller and allow it to dry for at least 6 - 8 hours. After the first coat dries, apply the second coat and allow it to dry overnight.

### Cleaning Instructions

Use only toilet soap to clean stains

To clean oil-based stains, use mineral turpentine oil only

Use only a soft white cotton cloth for cleaning

While cleaning, wipe gently without using pressure

Attempt cleaning the surface only after one month of application

### Points to Note

- Shake well before use
- Do not over dilute.
- Keep the container tightly closed to prevent drying
- Use one coat of Bio - Wash for killing fungal growth
- Scrape off old paint thoroughly before painting starts
- Gyro shake well after tinting through CB Machine
- For deep shade apply one additional coat
- Do not apply paint on lime washed surfaces and damp wall
- In case of contact with eyes, wash immediately with water and seek medical help
- Do not apply paint when ambient temperature is below 10° C or above 45° C

Version No: BPP1/07/2023. Please note that this data sheet supersedes all previous versions.

## BERGER JENSON & NICHOLSON (NEPAL) PVT. LTD.

(A wholly Owned Subsidiary of Berger Paints India Limited) B.I.D., Bhaktapur, Nepal, Regd. No. 1643/40  
Enquiry/Feedback Contact No: 16600123433/34 (NTC), 9801571001 (NCELL) | Website: www.bergernepal.com